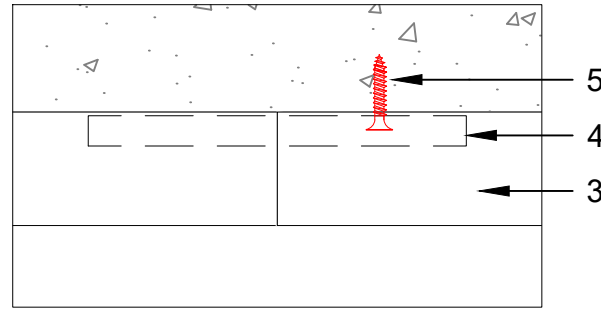
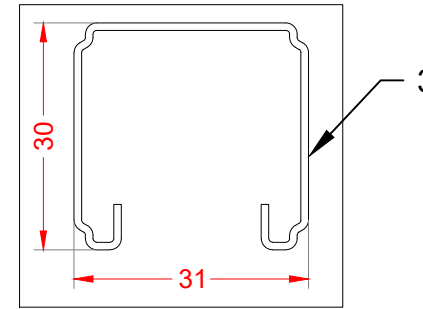


Baffle Fixing Clip connected into baffle using provided M6 screw



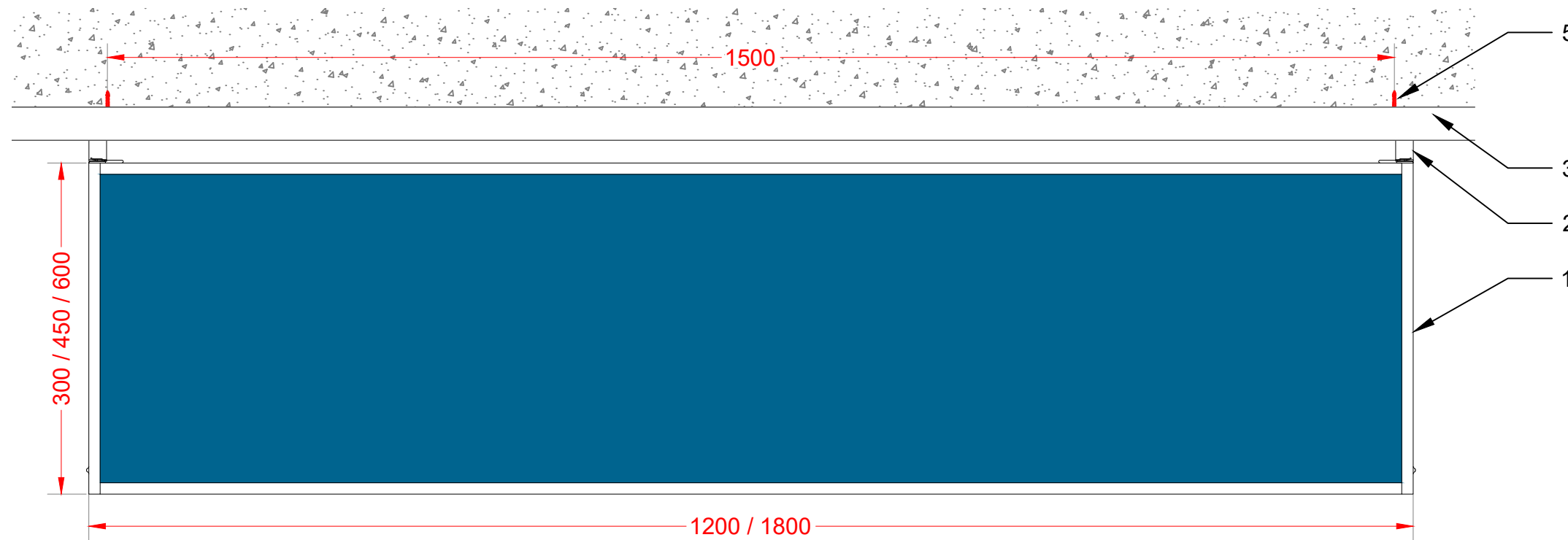
Continuous lengths of Support Track created by using the Support Track Coupling (1 fixing per coupling)



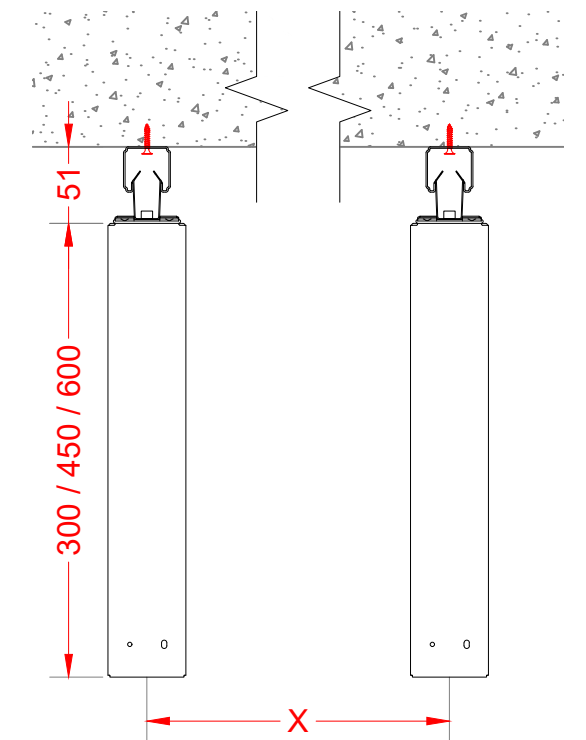
1	Universal Baffle 4F
2	Baffle Fixing Clip & M6 Screw (#283330)
3	Support Track (length 3.0m) - See Note 1
4	Support Track Coupling (#283327)
5	Fixing (not supplied)

Note 1: Support Track available in 3 colours:

- Galvanised (product code #283313)
- White (product code #283324)
- Black (product code #283326)



Section A - A



Section B - B

Acoustic performance dictated by distance between parallel rows (see dimension 'X'). Contact UK & I Technical Department for available test data.

All screws and fixings shown are for illustrative purposes only. Suitable fixings should be selected based on structure and materials used.

Information:
Rockfon System Universal Baffle
System Overview - Support Track Method (4F Baffle)

Date: 15 June 2021	Drawn by: C Murphy	Scale: 1:5 @ A3	Revision: 0
Drawing Number: UKI-03-SUP-UNI-02		Drawing Type: Technical	
Contact Information: technical.uki@rockfon.com			

Part of the ROCKWOOL Group

Rockfon Limited T/A Rockfon, Pencoed, Bridgend CF35 6NY | rockfon.com

We kindly draw your attention to the fact that the above drawings should be considered as guidelines and therefore are without responsibility on the part of Rockfon.