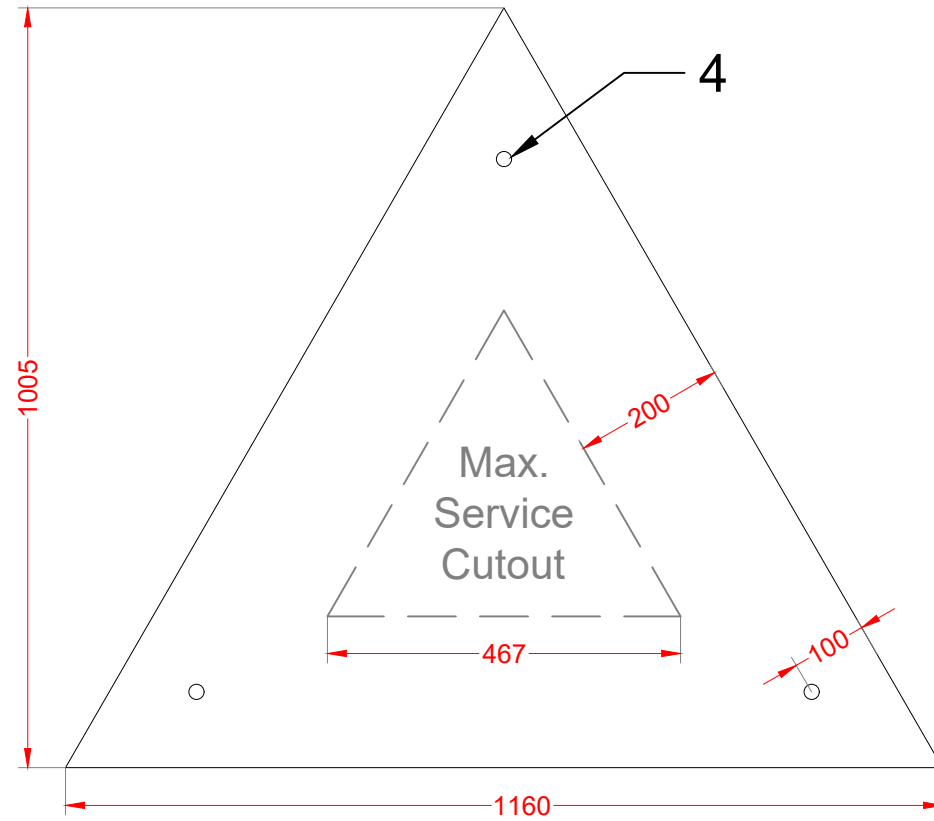
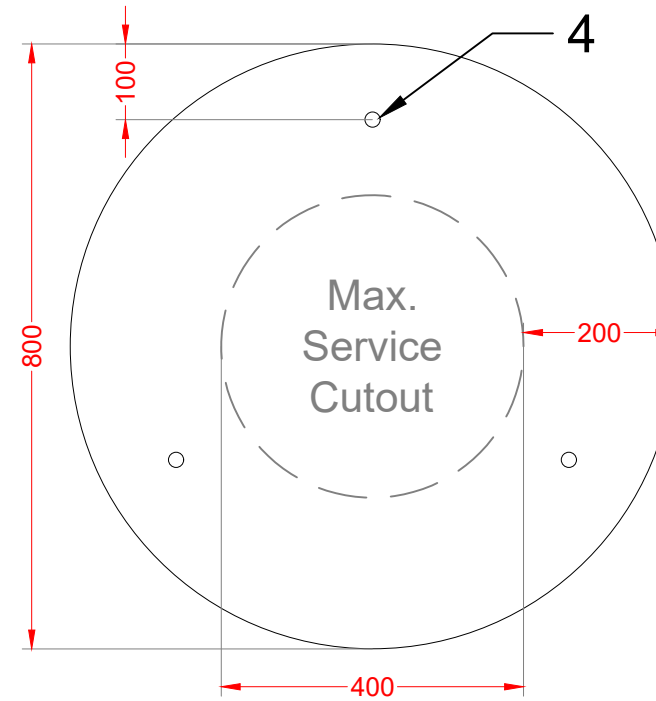


Triangle



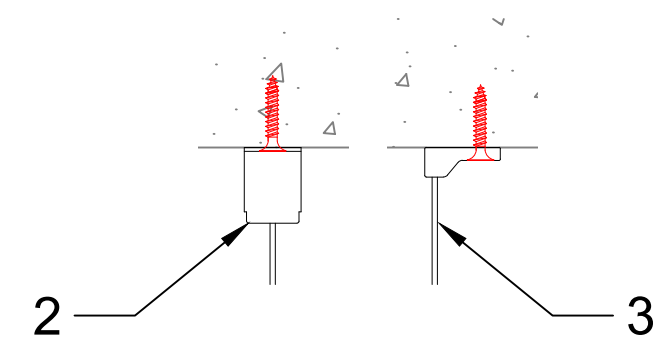
800mm Ø Circle



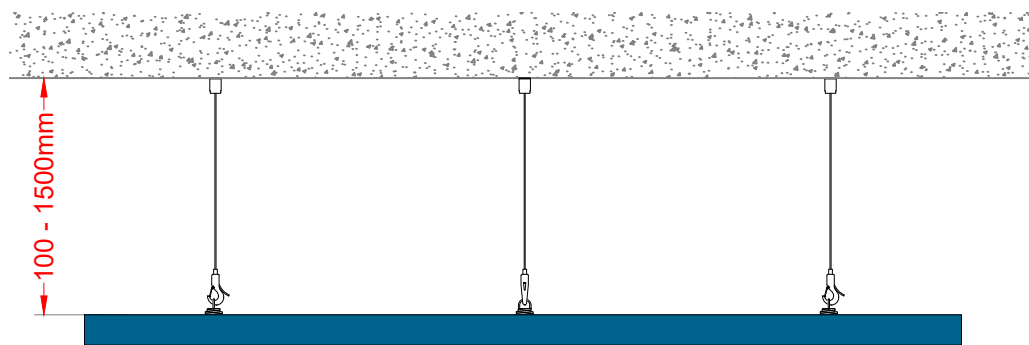
1	Eclipse Island
2	Design Suspension Hanger
3	Classic Suspension Hanger
4	Spiral Anchor

Notes

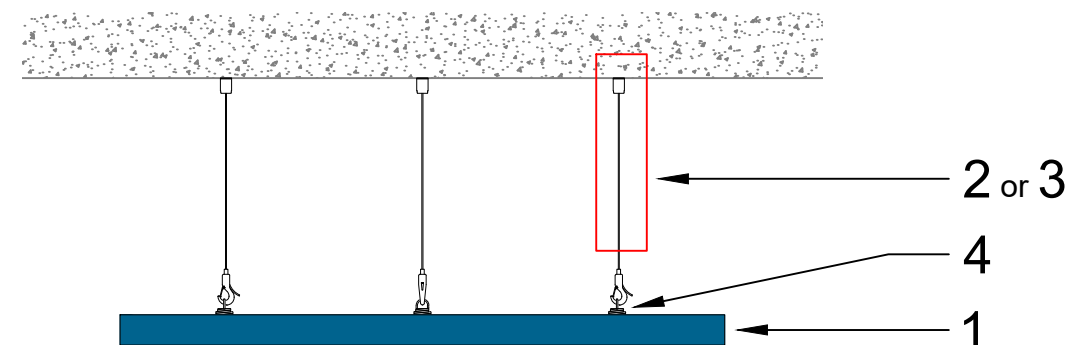
- Each Triangle or 800mm Circle Eclipse Island requires:
  - 3 Suspension Hangers (Classic or Design), and
  - 3 Spiral Anchors
- Spiral Anchors are inserted directly into the back of the Eclipse at the locations indicated. Other locations may be possible, please consult the System Description or contact the Technical department for more information.
- Integrated services must be supported independently of the Eclipse.



Section



Section



Drawing must be read in conjunction with the latest System Description for Rockfon System Eclipse Island

All screws and fixings shown are for illustrative purposes only. Suitable fixings should be selected based on structure and materials used.

Information:  
 Rockfon System Eclipse Island - Triangle & 800mm Circle  
 System Overview - Classic/Design Suspension

Date: 9 July 2021	Drawn by: C Murphy	Scale: 1:10 @ A3	Revision: 0
Drawing Number: UKI-03-SUS-ECL-05		Drawing Type: Technical	
Contact Information: technical.uki@rockfon.com			

Part of the ROCKWOOL Group

Rockfon Limited T/A Rockfon, Pencoed, Bridgend CF35 6NY | rockfon.com

We kindly draw your attention to the fact that the above drawings should be considered as guidelines and therefore are without responsibility on the part of Rockfon.