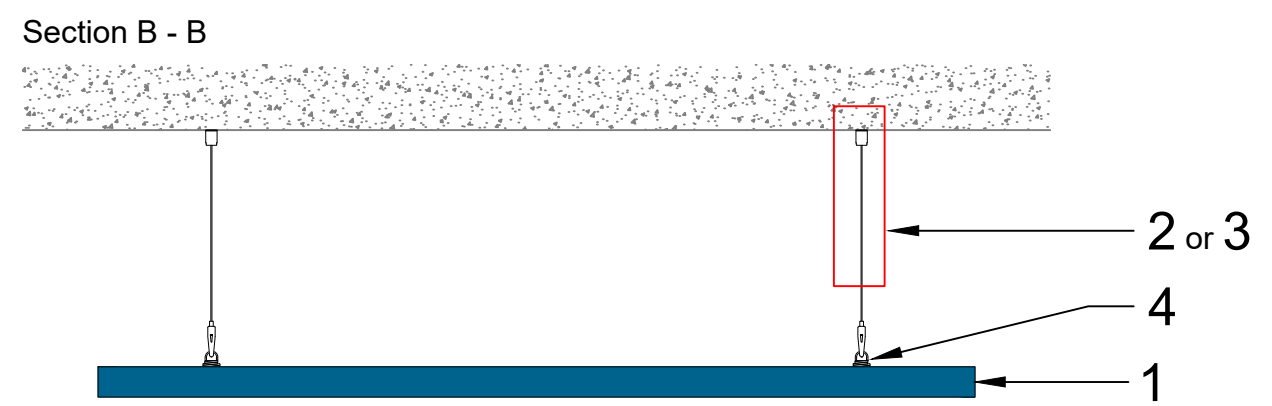
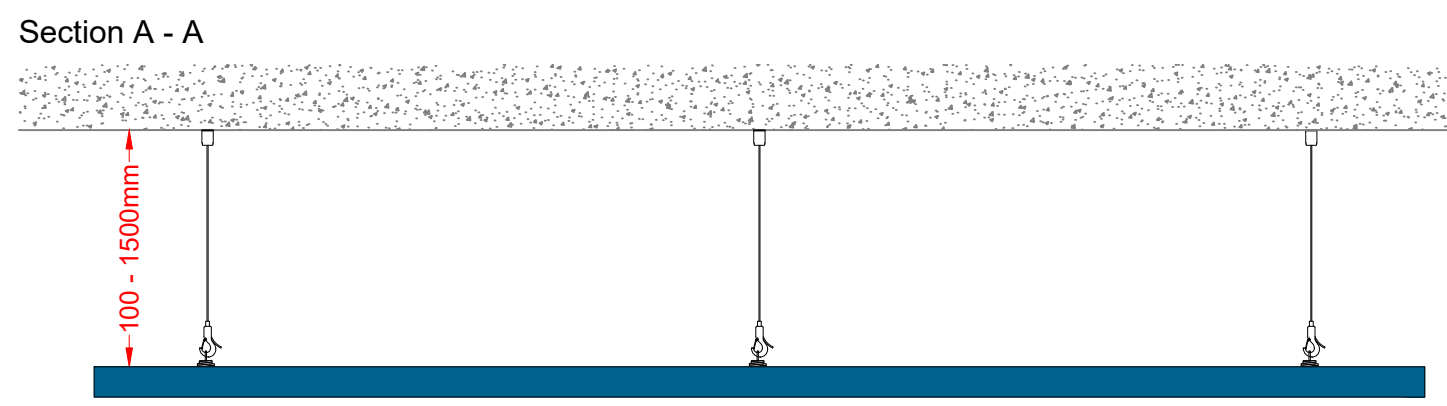
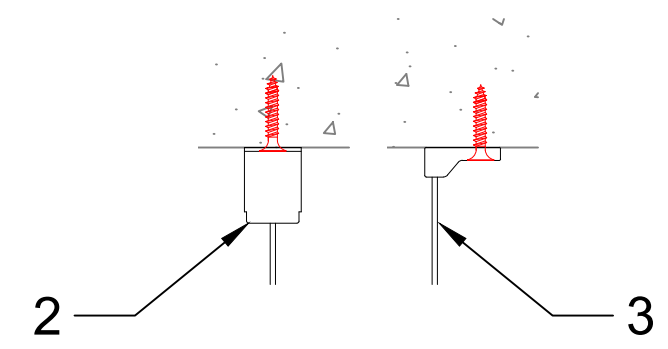


1	Eclipse Island - Rectangle (1760 x 1160mm)
2	Design Suspension Hanger
3	Classic Suspension Hanger
4	Spiral Anchor

Notes

- Each 1760mm Rectangle Eclipse Island requires:
 - 6 Suspension Hangers (Classic or Design), and
 - 6 Spiral Anchors
- Spiral Anchors are inserted directly into the back of the Eclipse at the locations indicated. Other locations may be possible, please consult the System Description or contact the Technical department for more information.
- Integrated services must be supported independently of the Eclipse.



Drawing must be read in conjunction with the latest System Description for Rockfon System Eclipse Island

All screws and fixings shown are for illustrative purposes only. Suitable fixings should be selected based on structure and materials used.

Information: Rockfon System Eclipse Island - 1760 x 1160mm Rectangle System Overview - Classic/Design Suspension <small>We kindly draw your attention to the fact that the above drawings should be considered as guidelines and therefore are without responsibility on the part of Rockfon.</small>	Date: 9 July 2021	Drawn by: C Murphy	Scale: 1:10 @ A3	Revision: 0	Part of the ROCKWOOL Group <small>Rockwool Limited T/A Rockfon, Pencoed, Bridgend CF35 6NY rockfon.com</small>
	Drawing Number: UKI-03-SUS-ECL-02		Drawing Type: Technical		
	Contact Information: technical.uki@rockfon.com				